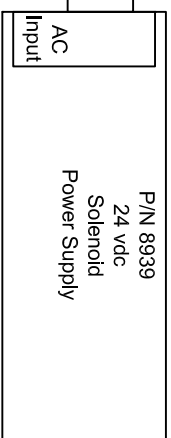
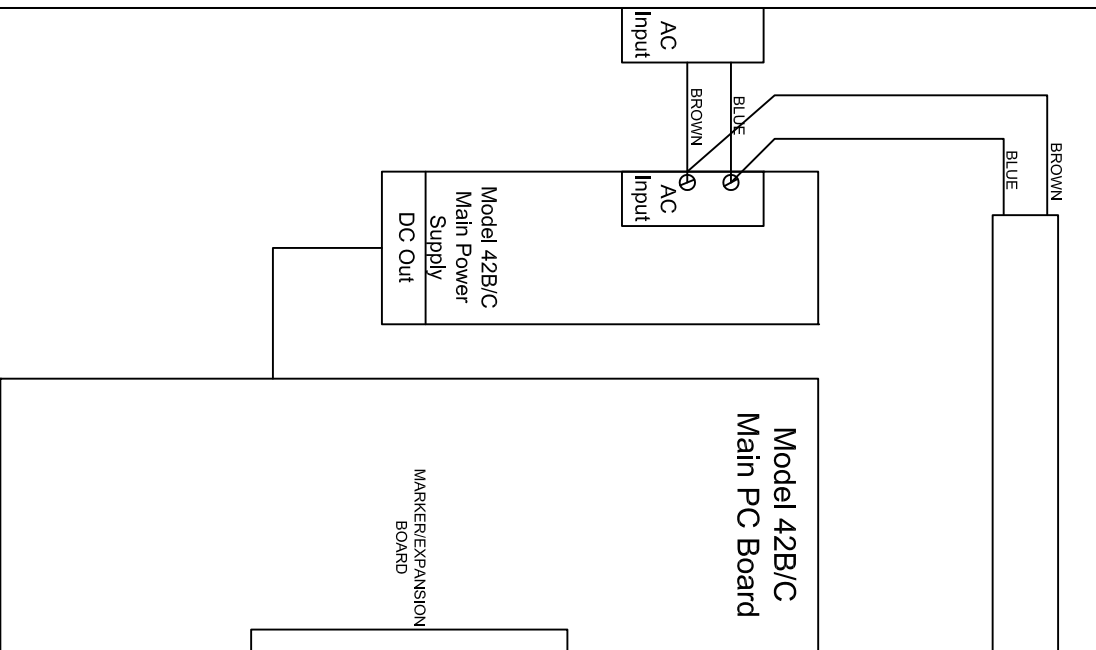
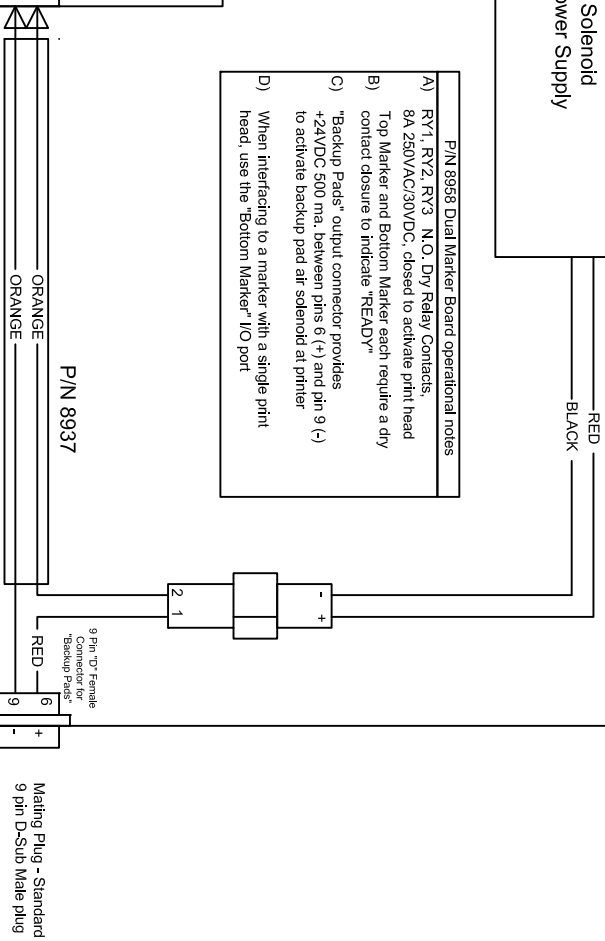
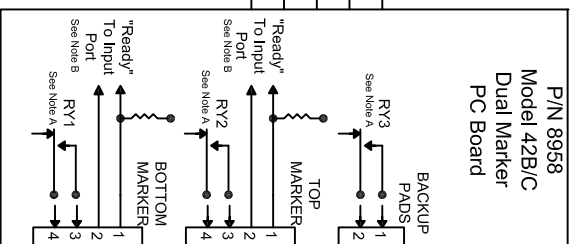


Carpenter Model 42B & 42C

Configured as Kingsley 42B-K-1 or 42C-K-1



P/N 8958 Dual Marker Board operational notes	
A)	RY1, RY2, RY3 N.O. Dry Relay Contacts, 8A 250VAC/30VDC, closed to activate print head
B)	Top Marker and Bottom Marker each require a dry contact closure to indicate "READY"
C)	"Backup Pads" output connector provides +24VDC 500 ma, between pins 6 (+) and pin 9 (-) to activate backup pad air solenoid at printer
D)	When interfacing to a marker with a single print head, use the "Bottom Marker" I/O port



Model 42 Standard Components

Model 42 Optional (internal)
Components required for 42C-K-1
(or 42B-K-1) Configuration