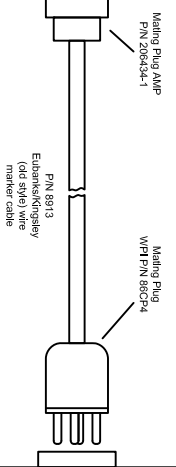
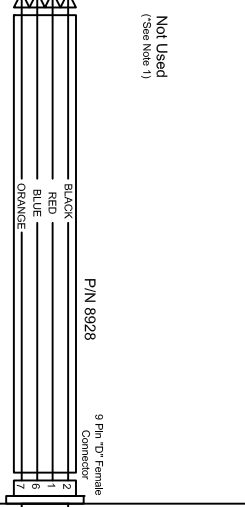
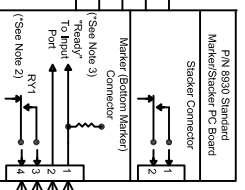
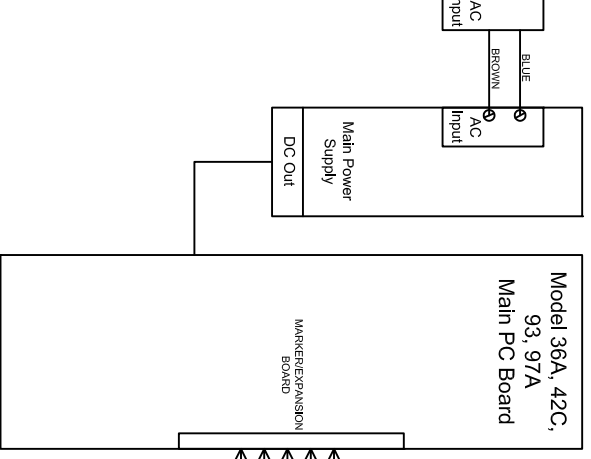


Carpenter Model 36A, 42C, 93, 97A

Eubanks Wire Marker Interface information

EUBANKS WIRE MARKER INTERFACE NOTES

- 1) Wire Marker interfacing only at Eubanks Wire Marker. The Stacker Connector is not required for interfacing with the Stacker accessory. Contact the factory for additional information.
- 2) "Marker" output is a N.C., "Dry" Relay Contact, rated at 85 (250 V)AC/30 DC.
- 3) The Wire Marker Interface uses the 110VAC "Ready" signal returned from the Eubanks Wire Marker to indicate to the Carpenter machine the marker "Ready" condition.



Model 36A, 42C, 93, 97A Standard Components

Model 36A, 42C, 93, 97A Optional
(Internal) Components required for
interfacing a Wire Marker